



JACK RUSSELL TERRIER CLUB OF CANADA

Recording Instructions

The Jack Russell Terrier Club of Canada Breed Registry was established in 1996 for intact breeding dogs to specifically protect and preserve the Jack Russell Terrier in Canada as a healthy working terrier breed.

For **spayed and neutered** Jack Russell Terriers, the JRTCC maintains a Recording system. Terriers who are "*Recorded*" are eligible to participate in the annual JRTCC National Trial, and qualify for the JRTCC sanctioned certificate programs, including Go to Ground, Super Earth, Agility, and Certificate(s) of Field Worthiness in the hunt field.

Each application for Recording is evaluated on the individual terrier's own physical merits. The Recording system only accepts terriers one year of age and older, and some variation from the breed standard is permitted for Recording.

Requirements for Recording with the JRTCC Breed Registry

- Owner(s) must be current member(s) of the Jack Russell Terrier Club of Canada
- The terrier must be **one year of age or older** to be Recorded
- The terrier **must** be spayed or neutered to be Recorded
- A terrier measuring **under 10"** or **over 15"** in height at the shoulder is **not** acceptable for Recording

The following documents are required for Recording

Certificate of Spay/Neuter signed and dated by a licensed veterinarian

JRTCC Recording Application form with JRTCC Health Certificate completed, signed and dated by the owner(s)

Photographs are required to evaluate the terrier's conformity with the JRTCC Breed Standard, and are used as identification. The terrier must be at least **one year of age** in the photographs. The photos must be taken at level with the terrier, and the terrier must be standing on a firm surface, the feet must be visible. Photos of the **left side**, and of **the right side** of the terrier must be included with the application. The **owner** is to write the terrier's name, age, date taken, and the owner signature on the back of all photographs (one owner signature is acceptable in the case of co-ownership). **Duplicate prints** of the left side photo and of the right side photo are required. **4"x 6" colour prints only.**

The following documents are recommended, but not required for Recording

Pedigree – a complete four (4) generation pedigree, signed and dated by the Breeder. The pedigree must include the Breeders' name and address.

Stud Service Certificate – completed, signed and dated by the owner of the Sire of the terrier applying for Recording




JACK RUSSELL TERRIER CLUB OF CANADA

Recording Instructions


Applications must be mailed to the JRTCC Registry
JRTCC Registrar
Tiffany Richard
640 Grey Street # 304
Brantford, Ontario N3S 4Y3
registrar@jrtcc.ca

All pending applications must be completed within sixty (60) days of notice of missing or incomplete information. After sixty (60) days, the application will expire, and a new application will be required to Record the terrier with the JRTCC.

Jack Russell Terrier Club of Canada Recording Photographs Guide



left side profile



right side profile

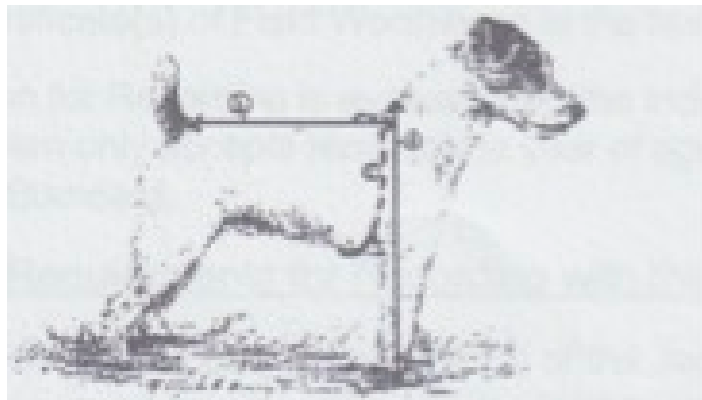


JACK RUSSELL TERRIER CLUB OF CANADA

Recording Instructions

Measurements Guide

The Diagram below indicates how and where measurements should be taken. Please make every attempt to measure as accurately as possible; it is an important part of your dog's permanent record



A Height Measurement

Measured from the highest point of the shoulder (wither) to the ground; most accurately obtained using a wicket. If a wicket is not available; a straight object (preferred with a level) should be placed across the back, and the measurement taken from that point to the ground using a yard stick or tape measure.

B Length of Back Measurement

Measured from the base of the shoulder to the base of the tail; most accurately obtained using a tape measure.

C Chest Measurement.

This measurement is the circumference of the widest point of the chest. Use a tape measure, wrapped completely around the dog's body, behind front legs at the widest point of the chest. Pull tape tight to get most accurate measurement.

Illustrations courtesy of the Jack Russell Terrier Club of America



- 1 Level Bite -- incisors striking edge to edge (acceptable)
- 2 Scissor Bite -- upper incisors striking just along the front face of the lower ones -- **correct preferred bite**

Illustrations courtesy of the Jack Russell Terrier Club of America



- 1 Overshot jaw- Top incisors extended out beyond the lower ones
 - 2 Undershot jaw - Lower incisors extended beyond the upper ones.
- As these are tearing teeth, either of these jaw conditions is a fault since the dog's work would require such effort; both overshot and undershot jaws are Excluded from Registration.

Illustrations courtesy of the Jack Russell Terrier Club of America