



JACK RUSSELL TERRIER CLUB OF CANADA Registration Application Guidelines

The Jack Russell Terrier Club of Canada Breed Registry was established in 1996 to specifically protect and preserve the Jack Russell Terrier in Canada as a healthy working terrier breed. Our guiding principle is to promote the breed's historic conformation while keeping the terrier's working ability. Our goal is that the Jack Russell Terrier should remain a bright, alert, well-rounded dog with the form, endurance, and drive to go to ground after their quarry.

The JRTCC does not register entire litters at birth, and having registered parents does not automatically guarantee that a terrier can be registered. Each application for registration is evaluated on the individual terrier's own physical merits and genetic health. The Registry only accepts terriers one year of age and older in accordance with the JRTCC Breed Standard.

Requirements for Registration with the JRTCC Breed Registry

- Owner(s) must be **current member(s)** of the Jack Russell Terrier Club of Canada
- The terrier must be **one year of age or older** to be registered
- The terrier must **not** be spayed or neutered
- A terrier measuring **under 10"** or **over 15"** in height at the shoulder is **not** acceptable

Instructions

- The Registration Form is fillable in Adobe Acrobat, which is free. Instructions for filling forms are available on the JRTCC website.
 - Each form field either has 1) options in a drop-down menu, 2) asks for you to enter text, or 3) is a signature field.
 - The JRTCC Health Certificate is one page in the Registration Form.
- The JRTCC Veterinary Certificate is a paper form that must be printed and filled in by the veterinarian at the appointment.
 - The Veterinary Certificate must be completed no more than **30 days prior** to sending in your application.
- All health and DNA tests should be submitted along with the forms, as described below.
- Applications must be mailed to the JRTCC Registry:

JRTCC Registrar
Kim Bates
238 Valley Road
Castleton, Ontario K0K1M0
- Communications from the registrar about the application will be sent via email using registrar@jrtcc.ca. All responses from applicants must be completed within sixty (60) days of receiving a request for information. After sixty (60) days, the application will expire, and a new application will be required to register the terrier with the JRTCC.

Documents Required for Registration Application

An unregistered terrier whose **initial registration application** is with JRTCC (not registered with JRTCA or JRTCGB) must submit the following:

- JRTCC Registration Application form with JRTCC Health Certificate – completed, signed and dated by the owner(s);
- JRTCC Veterinary Certificate – completed, signed and dated by a veterinarian at the time of the examination;
- Pedigree – a complete four (4) generation pedigree of the terrier, signed and dated by the terrier's breeder that must include the breeder's name and address;
- Stud Service Certificate – completed, signed and dated by the owner of the sire of the terrier applying for registration;
- Photographs that meet the specifications below

JRTCA Registered Terrier applying for dual registration must submit the following:

- JRTCC Registration Application form with JRTCC Health Certificate – completed, signed and dated by the owner(s);
- a copy of the JRTCA Certificate of Registration;
- an official pedigree issued by the JRTCA Registrar is acceptable for a terrier registered with the JRTCA;
- *a JRTCA registered terrier **does not** require a stud certificate;*
- *a terrier registered with the JRTCA **does not** require a JRTCC Veterinary Certificate to be submitted with the JRTCC application for registration;*
- Photographs that meet the specifications below.


An imported terrier from outside North America registered with the Jack Russell Terrier Club of Great Britain (JRTCGB) or one of its affiliate clubs applying for dual registration must submit the following:

- JRTCC Registration Application form with JRTCC Health Certificate – completed, signed and dated by the owner(s);
- JRTCC Veterinary Certificate – completed, signed and dated by a veterinarian at the time of the examination;
- An official copy of the JRTCGB Certificate of Registration, or a Certificate of Registration from an affiliate of the JRTCGB;
- an official pedigree issued by the JRTGB Registrar **or** a four generation pedigree signed by the terrier's breeder;
- *a JRTCGB or affiliate registered terrier requires a stud certificate;*
- Photographs that meet the specifications below.


Jack Russell Terrier Club of Canada Registration Photographs Guide

Photos are required to evaluate the terrier's conformity with the JRTCC Breed Standard and are used as identification. The photographs must follow the requirements below:


- The terrier must be at least **one year of age** in the photographs.
- The photos must be taken at level with the terrier, and the terrier must be standing on a firm surface, the feet must be visible.
- Photos of the **left side**, the **right side**, the **front**, and the **rear** of the terrier must be included with the application.
- All photographs must be **signed by the Veterinarian** during the completion of the JRTCC Veterinary Certificate.
- The **owner** is to write the terrier's name, age, date taken, and the owner signature on the back of all photographs.
 - One owner's signature is acceptable in the case of co-ownership.
- **Duplicate prints** of the left side photo and of the right side photo are required. **4"x 6" colour prints only. Home printer photos are not acceptable**
- *JRTCA Registered terriers do **not** require Veterinary signature on the photographs.*




left side profile



right side profile




front



rear

Jack Russell Terrier Club of Canada Registration Measurements Guide

The Diagram below indicates how and where measurements should be taken. Please make every attempt to measure as accurately as possible; it is an important part of your dog's permanent record



A Height Measurement

Measured from the highest point of the shoulder (withers) to the ground; most accurately obtained using a wicket. If a wicket is not available; a straight object (preferred with a level) should be placed across the back, and the measurement taken from that point to the ground using a yard stick or tape measure.

B Length of Back Measurement

Measured from the base of the shoulder to the base of the tail; most accurately obtained using a tape measure.

C Chest Measurement.

This measurement is the circumference of the widest point of the chest. Use a tape measure, wrapped completely around the dog's body, behind front legs at the widest point of the chest. Pull tape tight to get most accurate measurement.

Courtesy of the Jack Russell Terrier club of America



1 Level Bite – Incisor striking edge to edge (acceptable)
2 Scissors bite – upper incisors striking just along the front face of the lower ones (Correct preferred bite)



1 Overshot jaw- Top incisors extended out beyond the lower ones
2 Undershot jaw - Lower incisors extended beyond the upper ones.
As these are tearing teeth, either of these jaw conditions is a fault since the dog's work would require such effort; both overshoot and undershot jaws are Excluded from Registration.